

CFUW Ontario Council Survey of Members November 2019 Results

Teri Shaw and Cheryl Ambrose
Jan.6,2020

CFUW Ontario Council surveyed clubs and club members from November 22 – December 15, 2019 concerning: provincial issues of concern, the Speaker Series, and why they belong to CFUW.

Things to note:

- 158 members from 45 clubs completed the survey. Another 68 did not complete the survey. Their results are not part of the tabulation.
- **Top 5 provincial issues of concern** (Questions 2-5): Please note that as the respondents were asked to rank in order 1 as most important and 10 as least, the lowest numbers and the shortest bars are the highest ranked.
 1. Health
 - a. Long term care; Public Health cuts; Home care
 2. Climate Change
 3. Poverty and Affordable Housing
 4. Education and schools
 - a. Increased class size; Funding; Mental health support
 5. Women's Rights
 - a. Pay Equity; Poverty; Child Care
- **Other issues in order:**
 1. Violence Against Women & Girls
 2. Mental Health
 3. Indigenous Issues
 4. Childcare – this might be because it was also included in the Women's Rights section.
 5. Other
- Other important points
 1. **Speakers Series (Questions 6-15):**
 - a. 44% of respondents do not attend the Speaker Series (distance & travel, and poor timing of events are the major reasons).
 - b. Of those attending, 38% are subsidized by their clubs; 74% said that they would attend even if there were no subsidies.
 - c. Of those attending, 57% report back to their clubs. This does not mean that reports aren't given to all clubs attending, just that one person from the group is designated as reporter. There are 98 responses to this question.
 - d. Types of programmes wanted:
 - i. Issue based speakers – 92.4%
 - ii. General interest – 41.7%
 - iii. Club support – 39.2%
 - e. Number of meetings:
 - i. 2 meetings in Fall & Spring – 65.1%
 - ii. Yes - Pay \$40. for 2 meeting – 46.8%
 - iii. No – Pay \$40. for 3 – 48.7%
 2. **Reason to belong to CFUW:**
 - a. Friendship and support
 - b. Advocacy on issues of concern
 - c. Interest groups

Survey Name: November 2019 Survey

Response Status: Completed

Filter: None

12/16/2019 1:10 PM EST

Each year, CFUW Ontario Council submits a brief to the Ontario government concerning the forthcoming budget. In 2018 CFUW National surveyed clubs on their issues of concern locally, provincially and federally, which guided our 2019 brief.

This year, we are following up with our own short survey to identify your issues of concern for Ontario to guide our 2020 brief. We have included a few general questions about our OC Speakers Series as well as your personal reasons for membership in CFUW.

*****Please enter the information indicated below.

Answers	Number of Response(s)
First Name	158
Last Name	158
Email Address	158
Club	158

*Please rank the following Provincial issues in order of concern.

1 = Most








Answer	1	2	3	4	5	6	7	8	9	10	Number of Response(s)	Ranking Score*
Childcare											158	7.1
Climate Change											158	3.3
Education & Schooling, including increase in class size, mandatory E-learning, school funding, university funding, mental health support, OSAP cuts (additional question below)											158	4.4
Health care, including home care, long term care, mental health, Ontario health transition, public health cuts, research into women's health (additional question below)											158	3.0
Indigenous Issues											158	6.7
Mental Health											158	5.9
Poverty & Affordable Housing											158	4.2
Violence Against Women & Girls (Gender-based Violence)											158	5.5
Women's rights, including childcare, female politicians, leadership, pay equity, poverty, reproductive rights (additional question below)											158	5.3
Other											158	9.4

*The Ranking Score is the weighted average calculated by dividing the sum of all weighted rankings by the number of total responses.








If you ranked Education & Schooling in your top 5, please choose your top 3 issues in this category.

Answer	0%	100%	Number of Response(s)	Response Ratio
Increased class size			74	70.4 %
Mandatory e-learning			42	40.0 %
Full day kindergarten			17	16.1 %
Funding to public schools			65	61.9 %
Funding to Universities			31	29.5 %
Mental Health support			45	42.8 %
OSAP cuts			33	31.4 %
Other			14	13.3 %
Totals			105	100%

If you ranked Health Care in your top 5,
please choose your top 3 issues in this category.

Answer	0%	100%	Number of Response(s)	Response Ratio
Home care			79	57.6 %
Long term care			101	73.7 %
Mental Health			73	53.2 %
Ontario Health Transition			30	21.8 %
Public Health cuts			96	70.0 %
Research into Women's Health			17	12.4 %
Other			11	8.0 %
Totals			137	100%




If you ranked Women's Rights in your top 5, please choose your top 3 issues in this category.

Answer	0%	100%	Number of Response(s)	Response Ratio
Childcare			54	51.4 %
Female politicians			23	21.9 %
Leadership			33	31.4 %
Pay Equity			84	80.0 %
Poverty			69	65.7 %
Reproductive Rights			48	45.7 %
Other			4	3.8 %
Totals			105	100%



SPEAKER
SERIES & WORKSHOPS

Currently, Ontario Council organizes and sponsors 3 Speakers Series per year. Registration is \$35, which includes morning refreshments, a plenary speaker, buffet lunch, and an afternoon workshop. Ontario Council subsidizes the travel costs for 1 vehicle/club/meeting. Rates can be found on the registration form and depend on distance between club and venue.

***** Do you, or have you ever attended the Speakers Series?

Answer	0%	100%	Number of Response(s)	Response Ratio
Yes, regularly			39	24.6 %
Yes, on occasion			49	31.0 %
No			70	44.3 %
No Response(s)			0	0.0 %
Totals			158	100%

***** Would you attend if travel was not subsidized.

Answer	0%	100%	Number of Response(s)	Response Ratio
Yes			117	74.0 %
No			41	25.9 %
No Response(s)			0	0.0 %
Totals			158	100%

If you have never attended, or don't currently attend, please indicate why not. (select as many as appropriate)

Answer	0%	100%	Number of Response(s)	Response Ratio
Distance, travel time			46	44.2 %
Relevance, not interested			17	16.3 %
Not currently my role in the club			20	19.2 %
Timing of meetings is problematic			41	39.4 %
Other			24	23.0 %
Totals			104	100%

***** Does your club subsidize one or more members to attend?

Answer	0%	100%	Number of Response(s)	Response Ratio
Yes, mileage			14	8.8 %
Yes, mileage and registration			60	37.9 %
No			9	5.6 %
Don't know			49	31.0 %
Other			26	16.4 %
No Response(s)			0	0.0 %
Totals			158	100%

***** If yes, are members asked to report back to club?

Answer	0%	100%	Number of Response(s)	Response Ratio
Yes			90	56.9 %
No			15	9.4 %
Don't know			53	33.5 %
No Response(s)			0	0.0 %
Totals			158	100%

If you answered "yes" that members report back to club, please tell us how.

98 Response(s)

***** What types of speakers/topics would you like to see? (select as many as appropriate)

Answer	0%	100%	Number of Response(s)	Response Ratio
Issues-based (current)			146	92.4 %
General interest, personal development			66	41.7 %
Club support, membership, technology, governance, sustainability			62	39.2 %
Other			13	8.2 %
Totals			158	100%

* How many meetings do you think Ontario Council should hold (not including our AGM)?

Answer	0%	100%	Number of Response(s)	Response Ratio
2 meetings - Fall and Spring			103	65.1 %
3 meetings - 2 in the Fall and 1 in the Spring			20	12.6 %
3 meetings - 1 in the Fall and 2 in the new year			21	13.2 %
Other			14	8.8 %
No Response(s)			0	0.0 %
Totals			158	100%

* Would you pay more if we continue to hold 3 meetings/year?

Answer	0%	100%	Number of Response(s)	Response Ratio
Yes, I'd pay \$40/meeting			62	39.2 %
Yes, I'd pay \$45/meeting			19	12.0 %
No			77	48.7 %
No Response(s)			0	0.0 %
Totals			158	100%

* Would you pay more if we held 2 meetings/year?

Answer	0%	100%	Number of Response(s)	Response Ratio
Yes, I'd pay \$40/meeting			74	46.8 %
Yes, I'd pay \$45/meeting			24	15.1 %
No			60	37.9 %
No Response(s)			0	0.0 %
Totals			158	100%

***Why do you belong to CFUW?**

1 = Most

Answer	1	2	3	4	5	6	7	Number of Response(s)	Ranking Score*
Advocacy on issues of concern								158	3.1
Book clubs								158	5.1
Interest groups								158	3.4
Chance to be involved Provincially, Nationally or Internationally								158	4.5
My friends belong								158	5.7
Friendship and support								158	2.9
Monthly speakers, life-long learning								158	3.3

*The Ranking Score is the weighted average calculated by dividing the sum of all weighted rankings by the number of total responses.

Thank you for taking the time to complete this survey, results will be published early in the new year and will be used to help with Ontario Council strategic planning.